

# USAID Nawiri

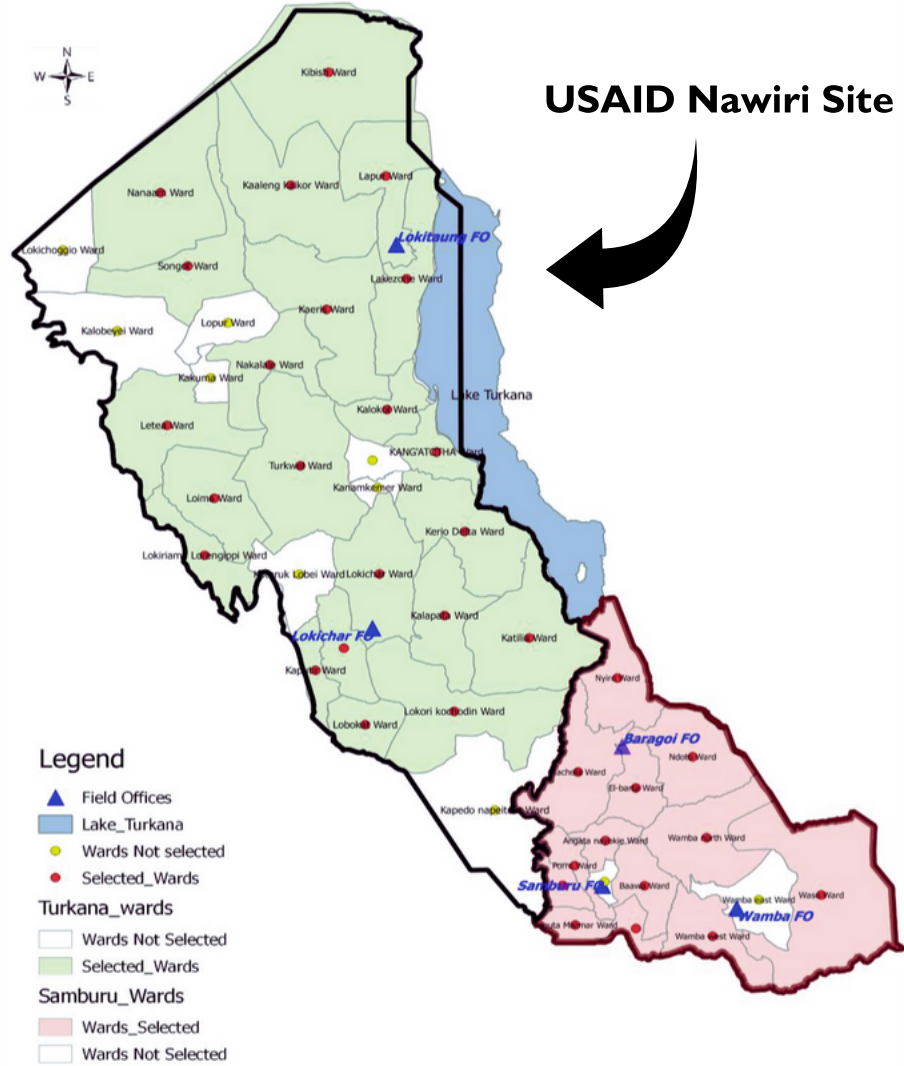
Year 4  
Score Card



**USAID** Nawiri  
FROM THE AMERICAN PEOPLE



**MERCY CORPS**



**22 Wards in  
Turkana  
Country**

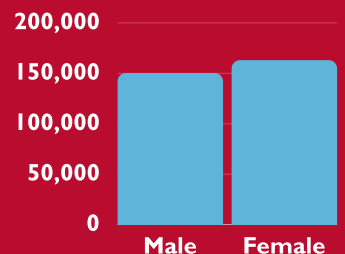
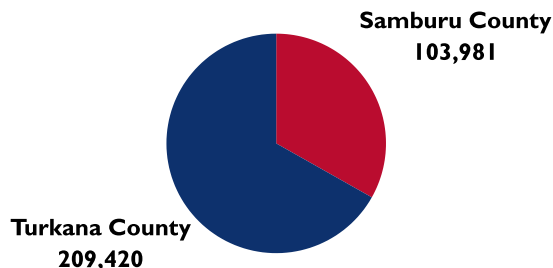


**13 Wards in  
Samburu  
County**

**Number of individuals reached with USAID Nawiri integrated programing in Year 4.**

Base Line: 0 | Target Overall: 329,953 | Achieved Overall: **313,401**

Percentage Achieved  **94%**




Male: **150,318**  
Female: **163,063**



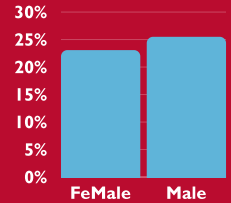
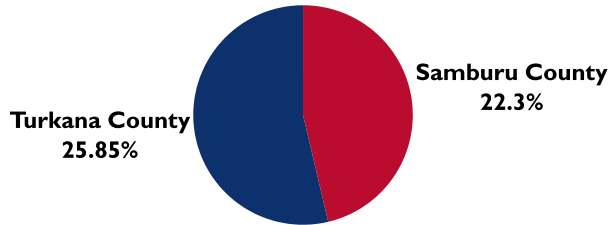
**BL03:**

**Prevalence of wasted (WHZ <-2) children under five (0-59 months) (Outcome-R) months (Project Level)**



Female: **23.08%**  
Male: **25.5%**

Base Line: **25.1** | Target Overall: **20%** | Achieved Overall: **24.09%**



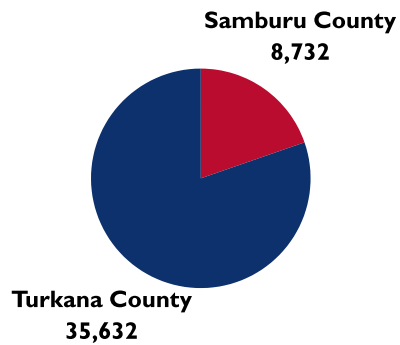
**Number of Children referred and treated for SAM and MAM**

**PM27:**

Target Overall: **74,524** | Achieved: **44,355**



Percentage Achieved



**BL06:**

**Prevalence of moderate and severe food insecurity in the population, based on the Food Insecurity Experience Scale (FIES) (Outcome- R)**



Base Line: **84%**  
Target: **89%**  
Achieved: **95%**

**PM38:**

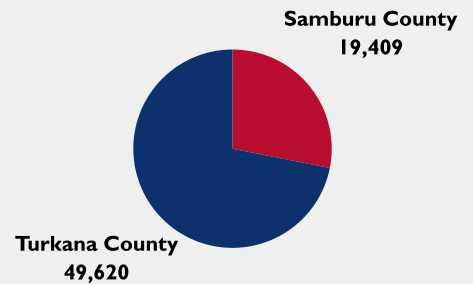
**Number of participants who reported increased access to targeted public services (Outcome-RiA)**

**Turkana County**  
Target Overall: **34,133**  
Achieved Overall: **45,287**

**Samburu County**  
Target Overall: **14,269**  
Achieved Overall: **19,409**



**No. Achieved per County**







**PM36:**

**Index of social capital at the household level (beneficiary level)**



Base Line: **66.2%** | Target Overall Index: **80%** | Achieved Overall Index: **75.7%**



**PM34:**

**Percent of participants in USG-assisted programs designed to increase access to productive economic resources (assets, credit, income or employment) who are female /Youth (Output- R)**



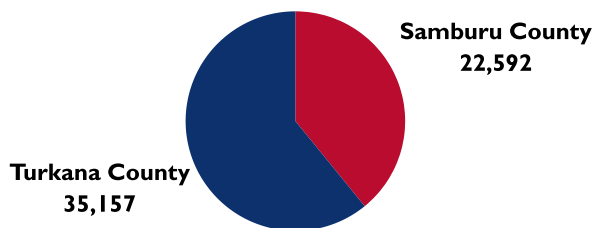
Base Line Overall: **0** | Target Overall: **80%** | Achieved Overall Index: **94%**

**Number of individuals participating in USG assisted group-based savings, micro-finance or lending programs**

**PM32:**

Target Overall: **72,000**  
Achieved: **57,497**

**79.8%**



**CI8:**

**Percent of graduation model groups with increased business value above the total grant (current stock value + Cash at hand)**



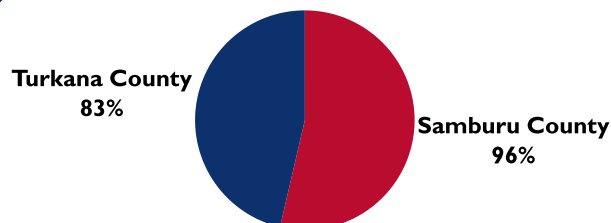
Base Line: **0** | Target: **80%** | Achieved: **89%**

**Percentage of business groups qualified for 2nd round business grant**

**CI9:**

**Turkana County**  
Target: **80%** | Achieved: **83%**

**Samburu County**  
Target: **80%** | Achieved: **96%**



**Ability to recover from shocks and stresses index**

**BL23**



Base Line: **3.8** | Target Overall: **4.0** | Achieved Overall: **3.16**



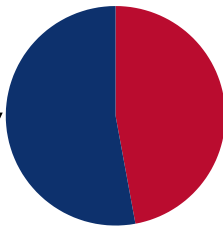
**PM06:**

**Percent of female beneficiaries of USG nutrition-sensitive agriculture activities consuming a diet of minimum diversity (RiA)**



Target Overall: **15%** | Achieved Overall: **28.1%**

Turkana County  
29.2%



Samburu County  
26%



**PM35:**

**Percent of participants in USG-assisted programs designed to increase access to productive economic resources who are youth (15-29)**



Target Overall: **45%**  
Achieved Overall: **46%**

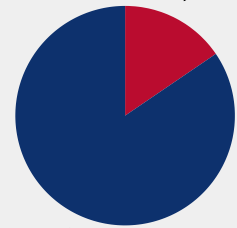
**PM24:**

**Number of live births receiving at least four antenatal care (ANC) visits during pregnancy (Outcome- RiA)**

Target: **14,452**  
Achieved: **11,948**



Samburu County  
1,850



Turkana County  
10,098

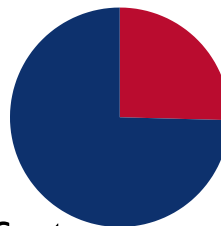
**Number of people gaining access to basic drinking water services as a result of USG assistance (Outcome- RiA)**

**PM21:**

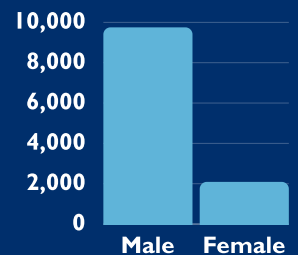
Target: **74,340**  
Achieved: **11,843**



Samburu County  
3,010



Turkana County  
8,833





**Percent of women of reproductive age consuming a diet of minimum diversity (MDD-W) -(RiA-BL/EL)**

**BLII:**

**15.6%**

Base Line Overall: **6%** | Target Overall: **20%** | Achieved Overall: **15.6%**



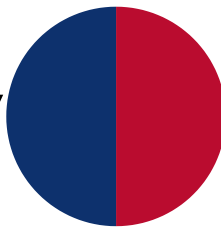
**PM04:**

**Percentage of households with soap and water at a handwashing station on premises (Outcome- RiA)**

**7.5%**

Baseline: **15%** | Target Overall: **20%** | Achieved Overall: **25.5%** |

**Turkana County**  
7.5%



**Samburu County**  
7.5%

**Percent of children under age five (0-59 months) who had diarrhea in the prior two weeks (Outcome- RiA)**

**BLII:**

**25.5%**

Base Line: **25%** | Target: **20%** | Achieved Overall: **25.5%**



**PM26:**

**Number of individuals receiving nutrition-related professional training through USG-supported programs**

Target: **2,570** Samburu: **643**  
Achieved: **1,468** Turkana: **815**

**57.1%**



**PM24:**

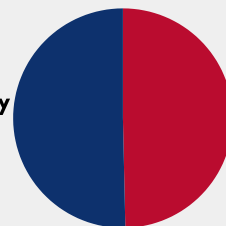
**Percent of households with access to a basic sanitation service (Outcome-RiA)**

Baseline: **7%** | Target: **15%** | Achieved Overall: **14.30%**

**14.3%**

Female: **14.90%**  
Male: **14.30%**

**Turkana County**  
14.30%



**Samburu County**  
14.10%



**USAID** **Nawiri**  
FROM THE AMERICAN PEOPLE

**CONTACT:**

Hussein Noor Abdille,  
Chief of Party  
Email: [habdille@mercycorps.org](mailto:habdille@mercycorps.org)

This report is made possible by the generous support of the American people through the United States Agency for International Development (USAID). The contents of this report are the responsibility of Mercy Corps recipient of cooperative agreement no. 72DFFP19CA00003 and do not necessarily reflect the views of USAID or the United States Government.

**USAID Nawiri is a consortium of:**

